



Annual
REPORT
2022-2023



CONTENTS

02	Message from EVN Management
03	Organizational chart
04	Board of directors
05	Board of executive management
06	Corporate introduction
07	Power generation
12	Power transmission and distribution
15	Business performance
17	Construction investment
18	Electricity market operation
20	International Cooperation
21	Corporate restructuring and equitization
22	Human Resource Development and Training
23	Digital transformation
24	Commitment to Environmental Protection
25	Corporate social responsibility activities
26	Consolidated financial statements
27	Consolidated balance sheet
28	EVN's member companies
31	Geographical scheme of Vietnam power grid

MESSAGE FROM EVN MANAGEMENT

Dear stakeholders,

In the year 2022, Vietnam Electricity (EVN) navigated a landscape marked by a series of challenges. These encompassed the enduring impacts of the COVID-19 pandemic, disruptions stemming from political conflicts in Europe that disrupted supply chains, and a prevailing global energy crisis affecting various countries, including Vietnam. Consequently, our operations were heavily affected by increasingly high fuel costs and unstable coal supply. These trials put our resolve and determination to the test, yet EVN stood firm in our commitment to overcome difficulties, providing sufficient electricity for the nation's socio-economic development and the daily requirements of its citizens, while successfully implementing the organization's theme of "Safe, flexible, and effective adaptation".

EVN and its units have achieved and exceeded many targets of the 2022 plan, including ensuring safe and stable electricity supply, implementing cost reduction measures to alleviate financial burden, completing many important power projects to enhance electricity supply infrastructure, improving business and customer service, completing the Digital Transformation tasks, strengthening international cooperation and integration activities, performing well in environmental protection, and actively participating in social security activities.

Looking ahead, we anticipate that ensuring a steady supply of electricity for socio-economic development will remain challenging due to fluctuations in fuel prices, unpredictable weather and hydrological conditions, and evolving mechanisms and policies regarding various energy sources, finance mobilization, and technology transfer following the United Nations Climate Change Summit 2021 (COP26). In order to be aligned with the national overall goals, the following key objectives of the

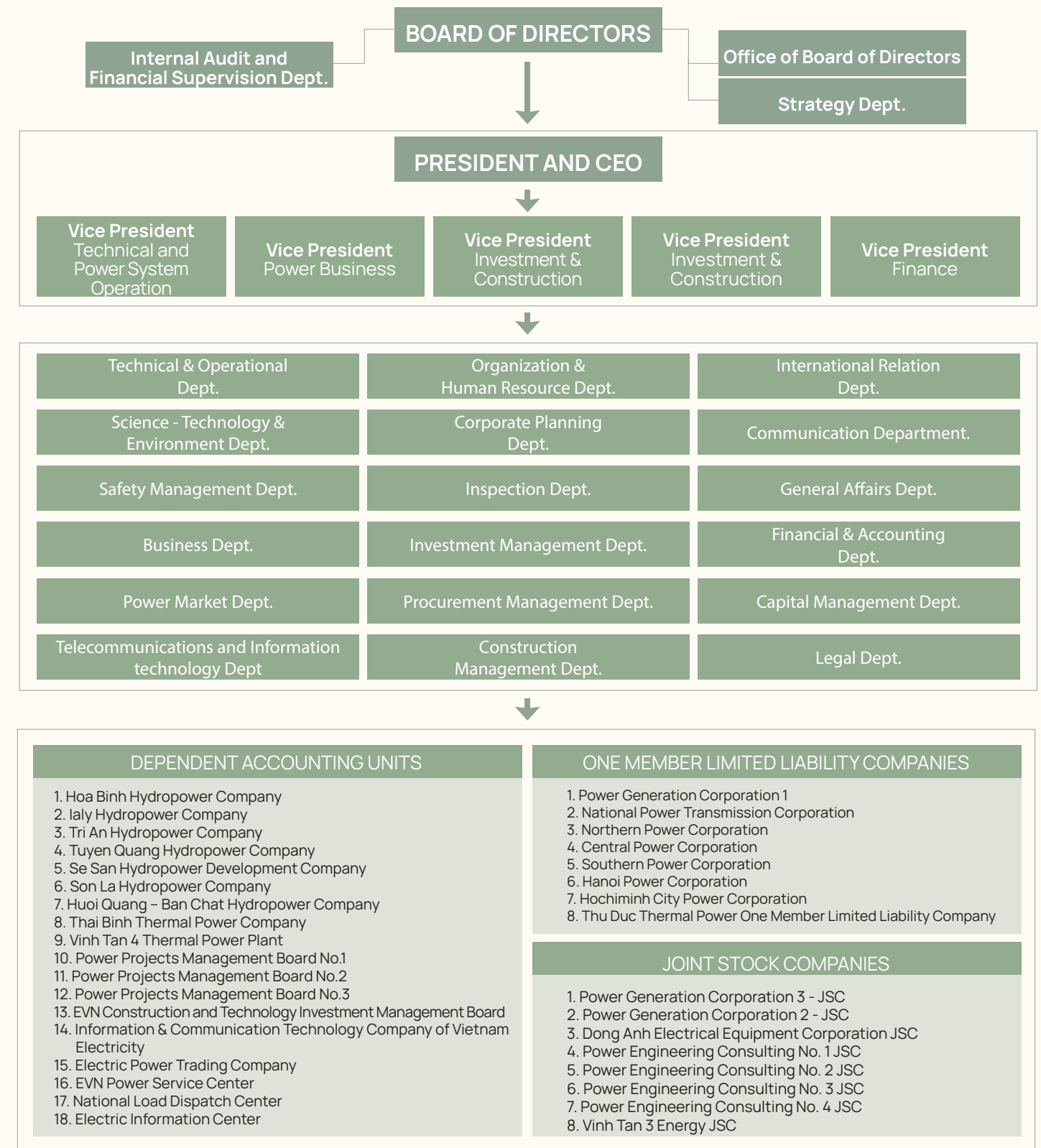
EVN in 2023 are to thoroughly comprehend these directives and challenges:

1. Ensure sufficient electricity supply and improve customer service quality.
2. Proactively expedite the State-assigned tasks for socio-economic development.
3. Pursue the 2023 theme of "Effective Practice, Combating Waste" in five key areas of power production and business, construction investment, asset management, natural resource management and environmental protection, and labor management and utilization.
4. Regularly and proactively update the inputs for electricity production, transmission, distribution, trading processes and timely report to relevant authorities. Ensure completion of political tasks and propose solutions for financial balance and business continuity.
5. Ensure objectives and progress of construction investment projects to enhance regional transmission capacity, import electricity from Laos and China, and release the capacity of renewable energy and small hydropower.

Despite challenges, The whole EVN Group is determined to leverage its long tradition of excellence and embrace the digital economy and society. We remain committed to delivering high-quality electricity supply services to our customers, while prioritizing the material and spiritual well-being of our employees and contributing to the sustainable development of the country. Thank you for your unwavering support.

Sincerely,

ORGANIZATIONAL CHART



BOARD OF DIRECTORS



Mr. DANG HOANG AN
Chairman



Mr. NGUYEN ANH TUAN
Board Member,
President and CEO



Mr. DANG HUY CUONG
Board Member



Mr. NGUYEN DUC CUONG
Board Member



Mr. CAO QUANG QUYNH
Board Member



Mr. DINH THE PHUC
Board Member



Mr. VO HONG LINH
Board Member

BOARD OF EXECUTIVE MANAGEMENT



Mr. NGUYEN ANH TUAN
President and CEO



Mr. NGUYEN TAI ANH
Vice President
Investment &
Construction



Mr. NGO SON HAI
Vice President
Technical and
Power System Operation



Mr. VO QUANG LAM
Vice President
Power Business



Mr. NGUYEN XUAN NAM
Vice President
Finance



Mr. PHAM HONG PHUONG
Vice President
Investment &
Construction



CORPORATE INTRODUCTION

Vietnam Electricity (EVN) was established by the Government of Vietnam as a State-owned company in 1994 and officially operated as a one-member limited liability company in 2010.

Entrusted with the mission of ensuring sufficient power supply for national socio-economic growth and meeting customers' demands with continuously improved quality and services, EVN secures power investment and development while serving Vietnam Government as a macro-economic regulatory tool.

EVN wholly owns the National Power Transmission Corporation (EVNNPT) and the five distribution companies, namely Northern Power Corporation (EVNNPC), Central Power Corporation (EVNCPC), Southern Power Corporation (EVNSPC), Hanoi Power Corporation (EVNHANOI) and Ho Chi Minh City Power

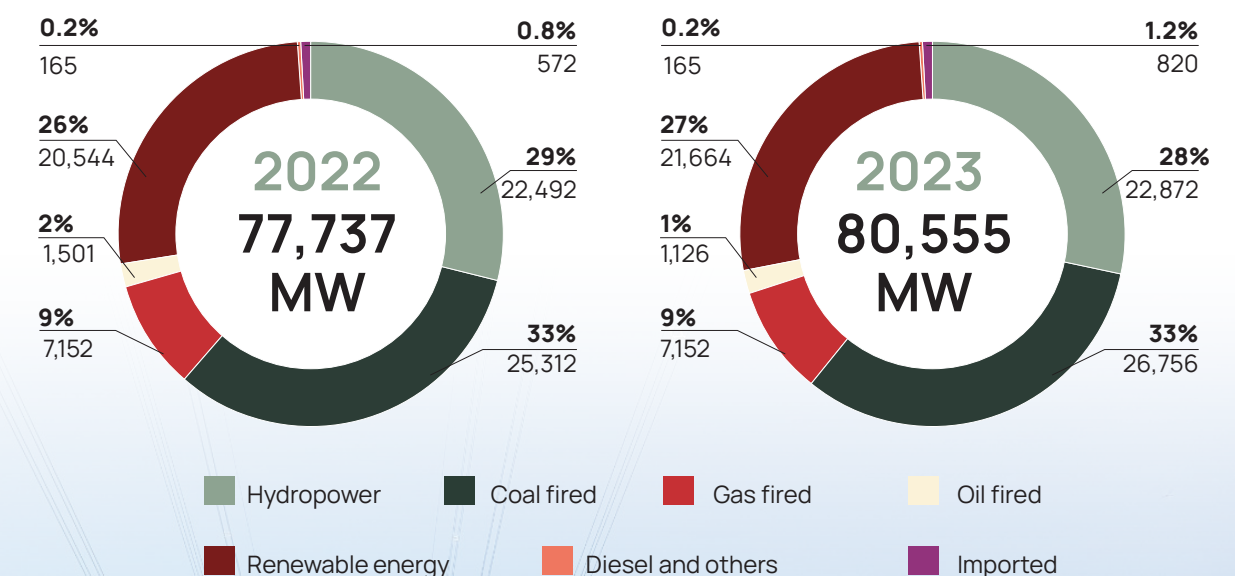
Corporation (EVNHCMC). EVN runs its own strategic and multipurpose hydropower plants and those power plants belonging to 03 power generation corporations (GENCOs 1, 2, 3) with a total capacity of 29,901 MW, which accounts for 38% of the national power generation system, and sells electricity to nearly 29 million customers over the country.

EVN is dedicated to the vision of becoming a leading power utility in the region, powering socio-economic development and being responsible to customers and the whole community.

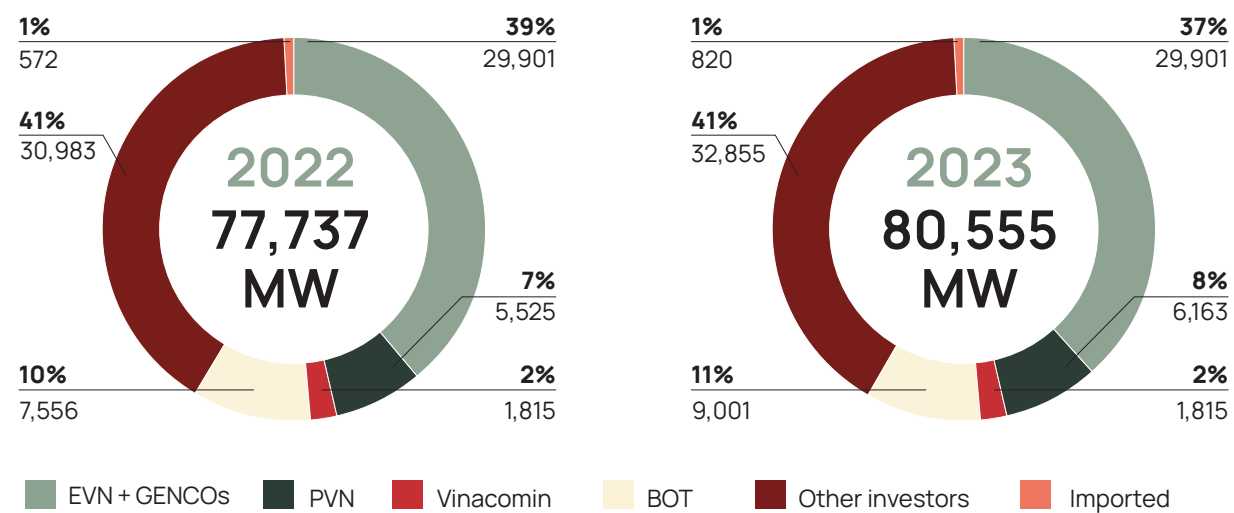
POWER GENERATION

Power Sources

Installed capacity by fuel types (MW)	2022	2023
	77,737	80,555
Hydropower	22,492	22,872
Coal fired	25,312	26,756
Gas fired	7,152	7,152
Oil fired	1,501	1,126
Renewable energy	20,544	21,664
Diesel and others	165	165
Imported	572	820



Installed capacity by ownership	2022	2023
	77,737	80,555
EVN + GENCOs	29,901	29,901
EVN	11,974	11,974
GENCO1	7,014	7,014
GENCO2	4,421	4,421
GENCO3	6,450	6,450
EVNCPC	42.5	42.5
PVN	6,163	6,163
Vinacomin	1,815	1,815
BOT	7,556	9,001
Other investors	31,731	32,855
Imported	572	820

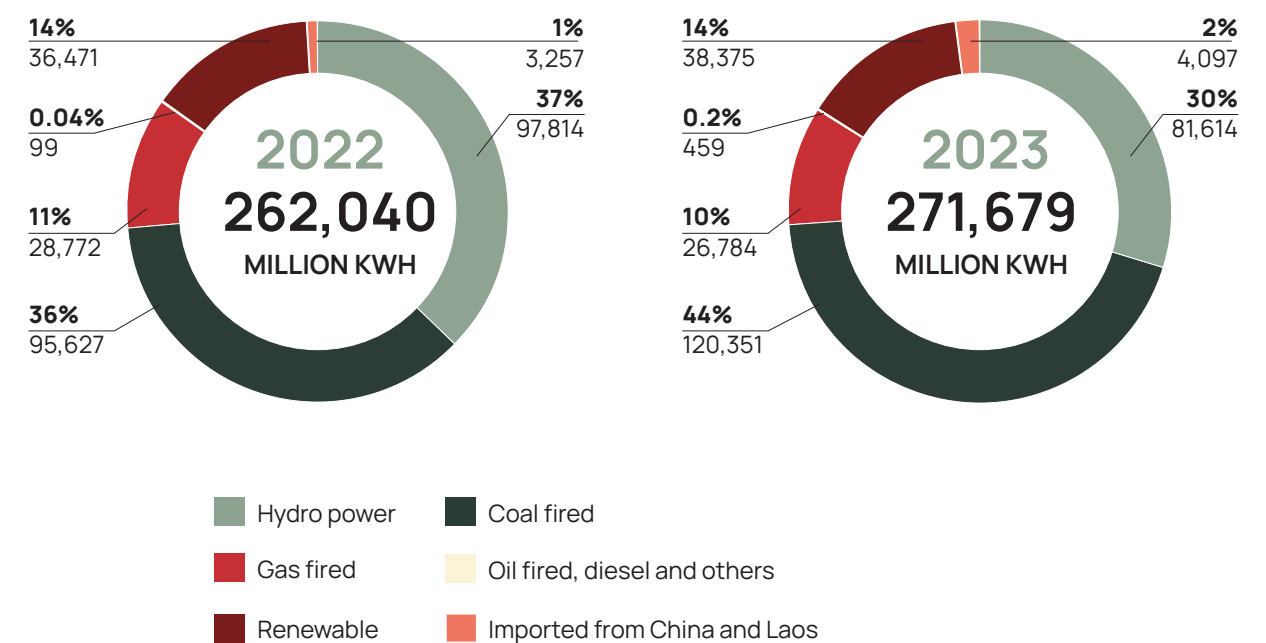


Power production and purchase

Power generation output by fuel types

	2022	2023	Comparison 2023/2022
Power production and purchase	262,040	271,679	104%
Hydropower	97,814	81,614	83%
Coal fired	95,627	120,351	126%
Gas fired	28,772	26,784	93%
Oil fired, diesel and others	99	459	464%
Renewable	36,471	38,375	105%
Imported from China and Laos	3,257	4,097	126%

Unit: million kWh

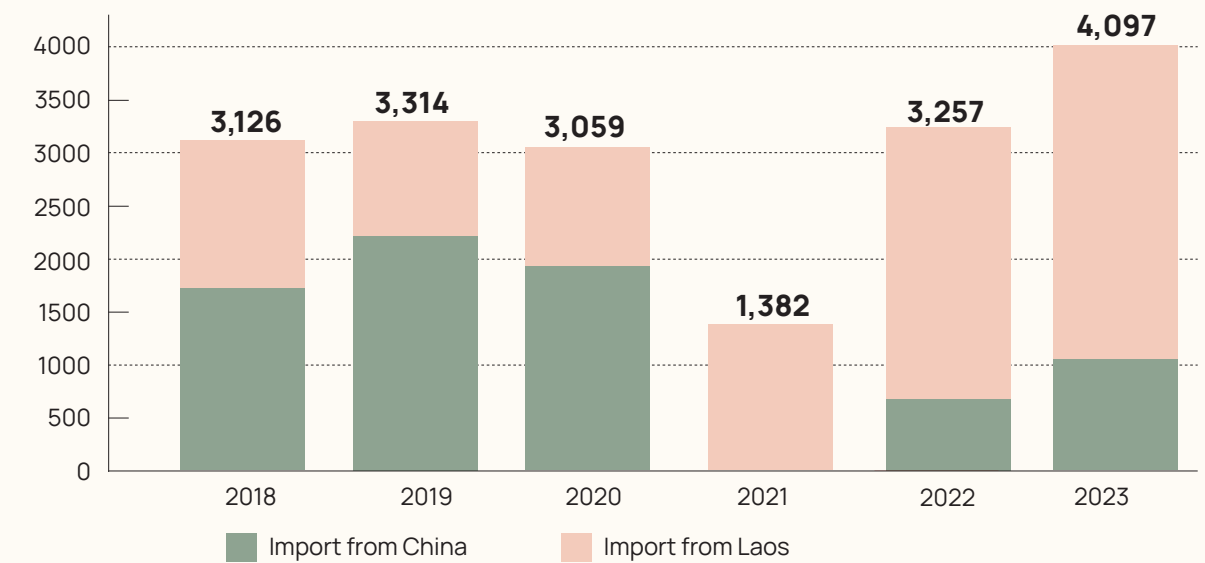




Power Exchange

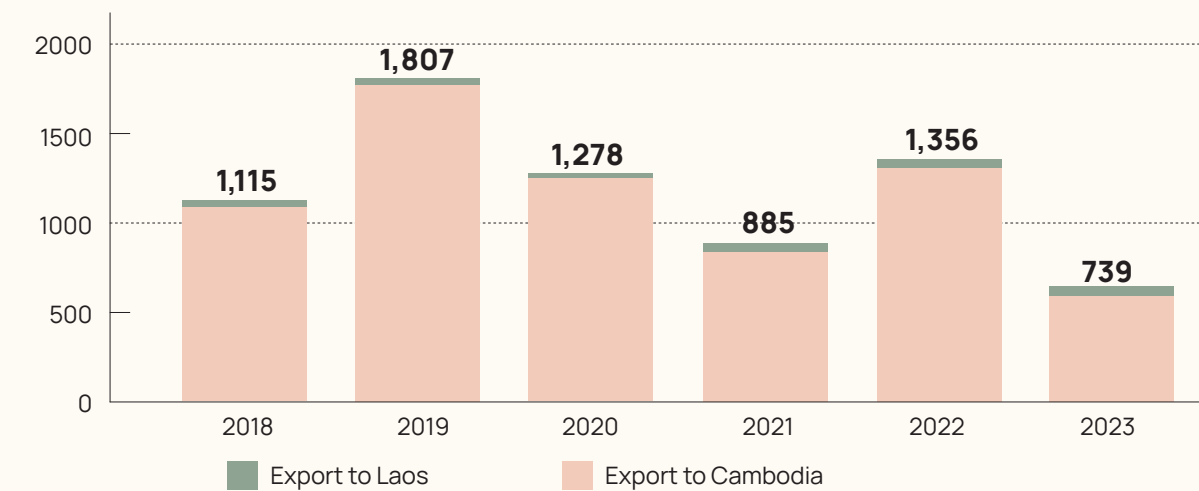
Power import

Unit: million kWh

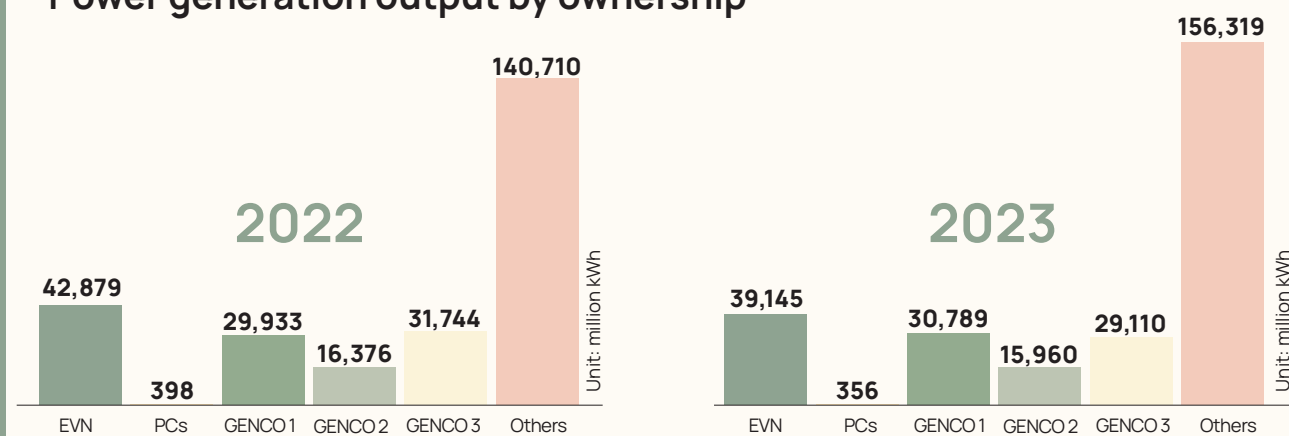


Power export

Unit: million kWh



Power generation output by ownership



POWER TRANSMISSION AND DISTRIBUTION

THE 500KV - 220KV - 110KV NETWORKS

Items/ Years		2019	2020	2021	2022
500-220kV grid	Unit	Quantity			
Lines	km	25,827	26,493	27,516	29,552
Transformers	MVA	96,400	104,525	112,075	119,525
110kV grid					
Lines	km	20,195	21,559	21,435	21,861
Transformers	MVA	62,522	66,260	70,751	75,523
Total					
Lines	km	46,022	47,512	48,950	51,413
Transformers	MVA	158,922	170,785	182,826	195,048

National Power Transmission Corporation (EVNNPT)

The national power transmission system

Items/Years		2019	2020	2021	2022
	Unit	Quantity			
500kV lines	km	8,217	8,285	8,972	10,467
220kV lines	km	17,478	18,076	18,412	18,953
500kV transformers	MVA	34,650	39,900	43,200	46,650
220kV transformers	MVA	58,750	61,625	65,875	69,375
110kV transformers	MVA	3,846	4,037	4,060	4,100

Northern Power Corporation (EVNNPC)

Items/Years		2019	2020	2021	2022
	Unit	Quantity			
110kV lines	km	8,836	9,719	9,591	9,804
Medium and low voltage lines	km	226,906	231,425	236,853	243,683
110kV transformers	MVA	20,401	22,173	24,756	26,827
Medium voltage transformers	MVA	15,595	17,425	17,333	18,226

Central Power Corporation (EVNCPC)

Items/Years		2019	2020	2021	2022
	Unit	Quantity			
110kV lines	km	3,702	3,882	4,064	4,162
Medium and low voltage lines	km	70,361	75,285	77,850	80,270
110kV transformers	MVA	6,695	7,205	7,330	7,937
Medium voltage transformers	MVA	6,205	6,509	7,007	7,304

Southern Power Corporation (EVNSPC)

Items/Years		2019	2020	2021	2022
	Unit	Quantity			
110kV lines	km	6,039	6,278	6,032	6,072
Medium and low voltage lines	km	146,884	151,813	155,576	159,287
110kV transformers	MVA	18,640	19,401	20,011	21,292
Medium voltage transformers	MVA	8,450	9,264	9,879	10,479

Hanoi Power Corporation (EVNHANOI)

Items/Years	Unit	2019	2020	2021	2022
		Quantity			
220kV lines	km	9	9	9	9
110kV lines	km	891	926	1,034	1,058
Medium and low voltage lines	km	43,673	43,741	45,209	46,106
220kV transformers	MVA	500	500	500	500
110kV transformers	MVA	6,348	6,686	7,614	8,198
Medium voltage transformers	MVA	7,891	8,466	8,881	8,795

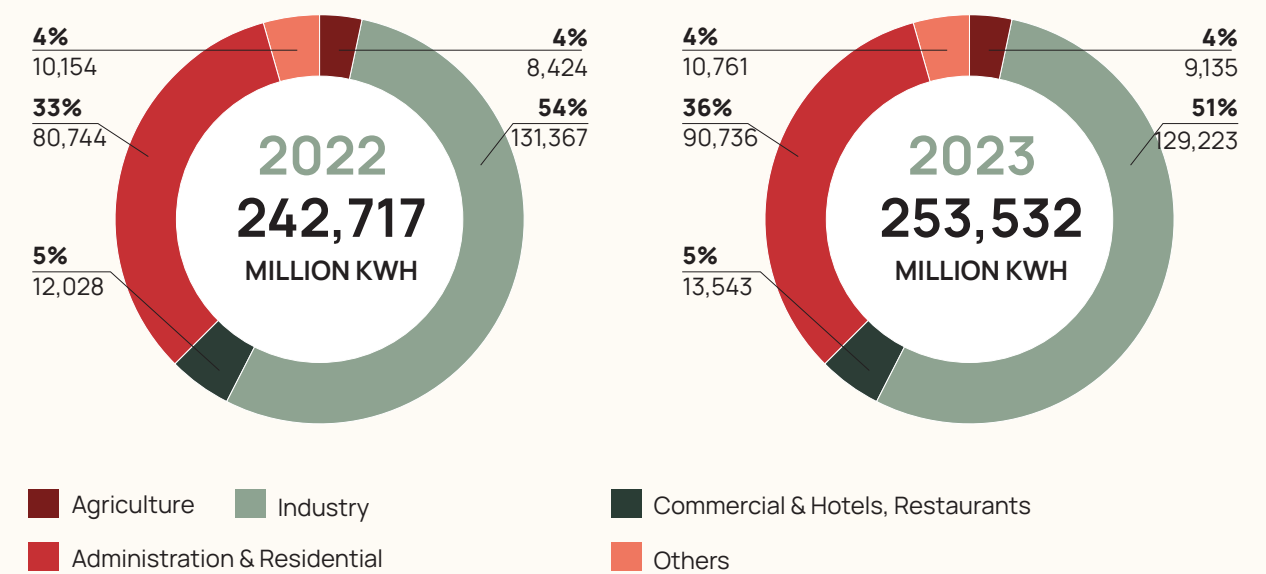
Ho Chi Minh City Power Corporation (EVNHCMC)

Items/Years	Unit	2019	2020	2021	2022
		Quantity			
220kV lines	km	123	123	123	123
110kV lines	km	727	754	713	765
Medium and low voltage lines	km	19,925	20,673	20,451	21,400
220kV transformers	MVA	2,500	2,500	2,500	3,000
110kV transformers	MVA	6,592	6,758	6,980	7,169
Medium voltage transformers	MVA	7,070	8,501	9,297	9,871

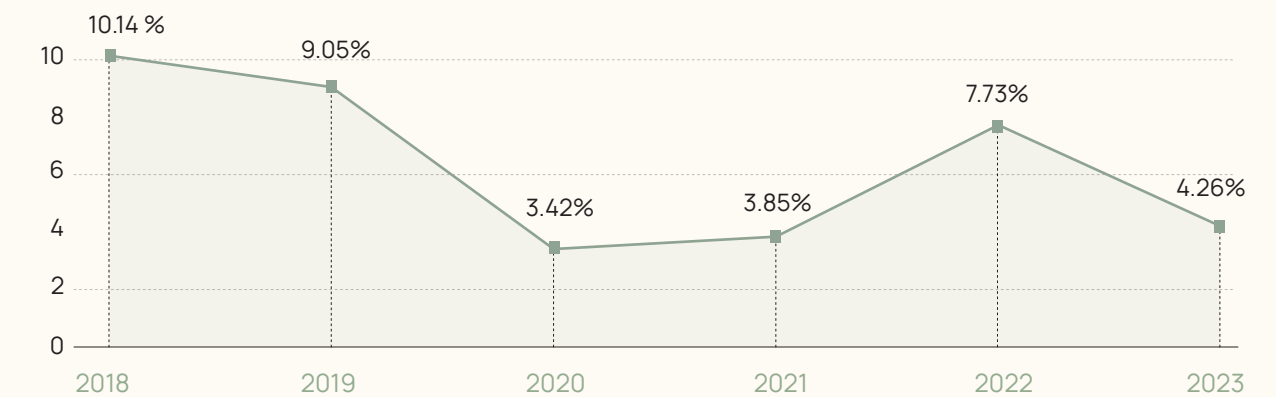


BUSINESS PERFORMANCE

Power Sales



Power Sales growth



Rural electrification

Years	2018	2019	2020	2021	2022	2023
Rural households with electricity (%)	99.05	99.25	99.3	99.45	99.53	99.6
Households with electricity (%)	99.37	99.52	99.54	99.65	99.7	99.74
Districts with electricity (%)	100	100	100	100	100	100
Communes with electricity (%)	100	100	100	100	100	100

Improved technical indicators

In 2023, total commercial electricity generated reached 253.5 billion kWh, an increase of 4.46% from 2022. Total power production and purchase of EVN in 2023 is 271.68 billion kWh, an increase of 3.68% from 2022.

EVN has taken steps towards modernizing its grid system, reducing power loss, and improving power supply reliability by the utilization of scientific and technological advancements, as well as the achievement of the revolution 4.0 and digital transformation. Most of technical indicators have been met and exceeded compared to the plan, with the System Average Interruption Duration Index (SAIDI) being 43.52 minutes less than in 2022. The power loss rate for the Group's capacity decreased to 6.05%, which improved 0.2% as compared to 2022.

Year	2018	2019	2020	2021	2022	2023
Power loss (%)	7.04	6.49	6.42	6.27	6.25	6.05

	2018	2019	2020	2021	2022	2023
MAIFI	0.78	0.89	0.77	1.22	1.47	1.35
SAIDI	724	1,071	356	319.01	267.10	223.58
SAIFI	4.97	6.57	3.11	2.64	2.61	2.29

Innovative business and customer service

With the application of scientific and technological achievements 4.0, EVN's business and customer service sectors continue to achieve impressive innovations.

As of now, more than 92% of EVN's customers have utilized cashless payment options for their electricity bills, and 99.91% of their service requests have been effectively addressed through various channels, including the Customer Care Center, Operation Center, public administration, and National Public Service Portal. Of particular note, EVN has announced its EVNConnect ecosystem in January 2022, which has integrated the National Database of the population and the electronic invoice system of the General Department of Tax five months prior to the government's deadline. Additionally, EVN has linked the EVNConnect digital ecosystem with the National Data Sharing Platform for Electricity Service Providers (NDXP) to enable the sharing of digital citizenship data among provinces.

CONSTRUCTION INVESTMENT

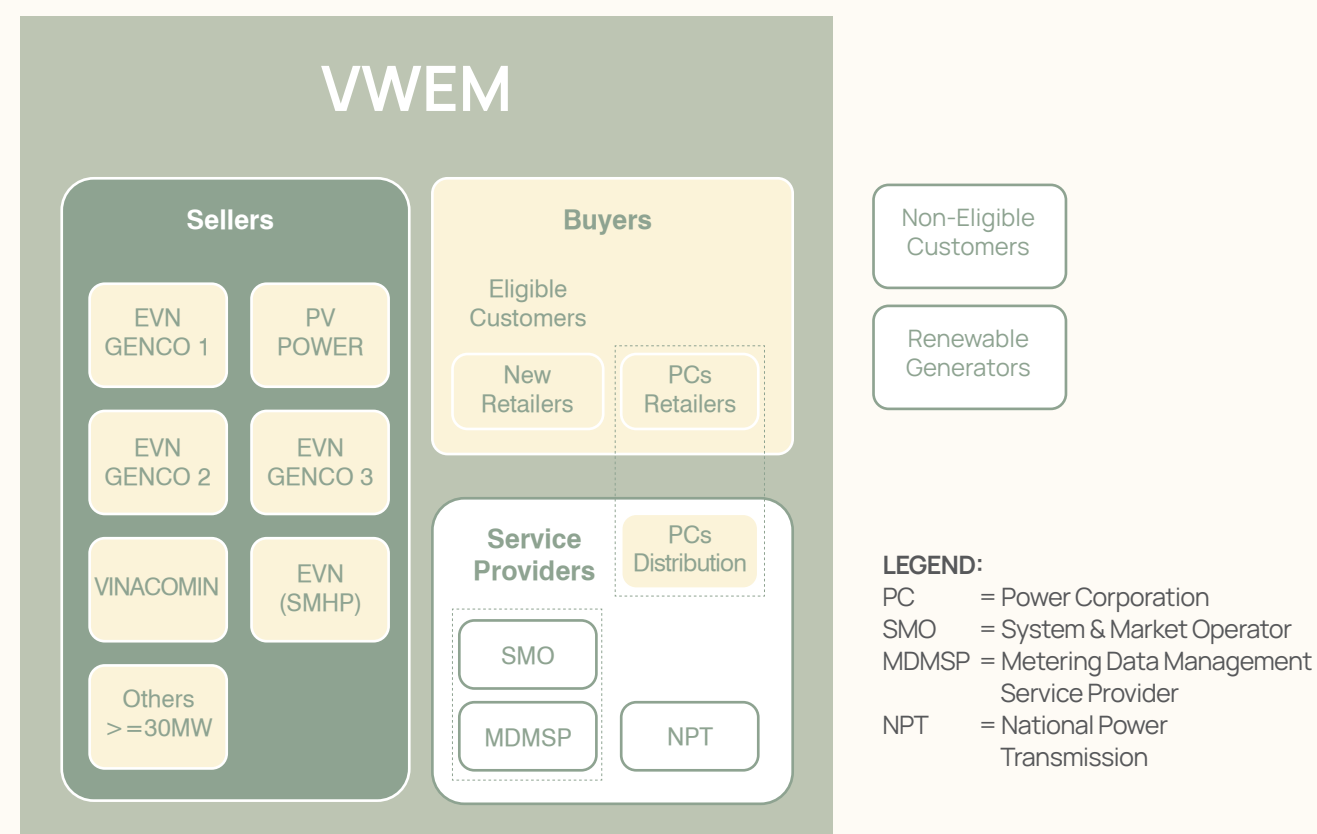
Despite the heavy impact of the COVID-19 pandemic and the persistent difficulties in resolving ground clearance, EVN and its subsidiaries have exerted tremendous efforts to initiate and complete the energizing and operation of 187 power grid projects ranging from 110kV to 500kV with a total length of ~3,380 km, a total substation capacity of ~14,220 MVA, out of a total of 191 projects. Among them, several noteworthy projects include the complete operation of the 500kV transmission lines: Vung Ang - Quang Trach - Doc Soi, the Thuong Tin - Hanoi, the electricity grid projects to connect the Van Phong 1 BOT thermal power plant, 220kV Kien Binh - Phu Quoc transmission line is the longest 220kV sea crossing line in ASEAN, the 220kV Tuong Duong - Nam Mo line to increase electricity imports from Laos, the reopening of the Hoa Binh Hydropower project, and the acceleration of the expanded Ialy Hydropower project.

POWER PLANT PROJECTS

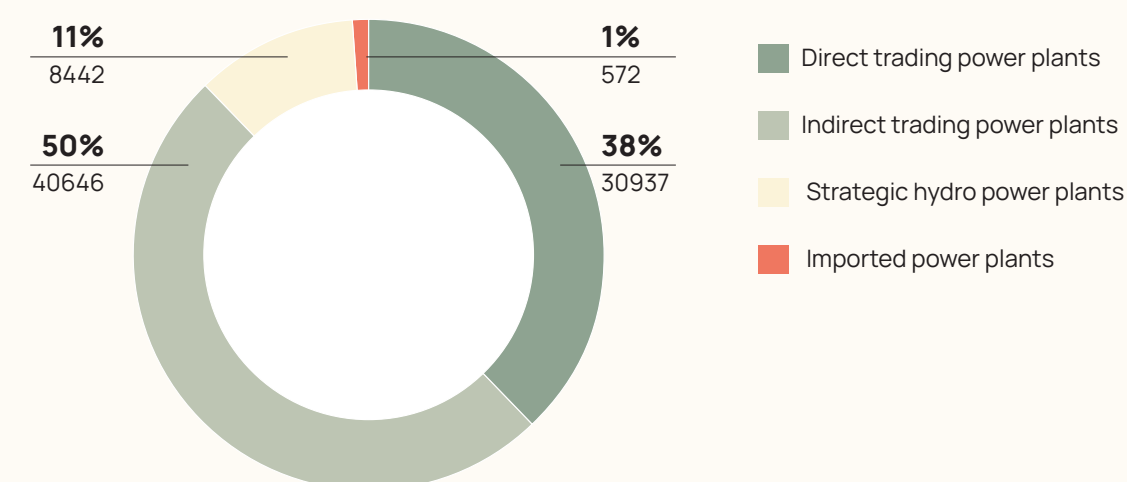
No.	Project	Capacity MW	Schedule
1	Phuoc Thai 2 SPP	150 MWp	2021-2030
2	Phuoc Thai 3 SPP	50 MWp	2021-2030
3	Ialy HPP extension	2x180	2021-2030
4	Hoa Binh HPP extension	2x240	2021-2030
5	Quang Trach I TPP	2x600	2021-2030
6	Tri An HPP extension	200	2021-2030
7	Quang Trach II TPP	2x600	2021-2030
8	Dung Quat I TPP	750	2021-2030
9	Dung Quat III TPP	750	2021-2030
10	Bac Ai PSHP	4x300	2021-2030

ELECTRICITY MARKET OPERATION

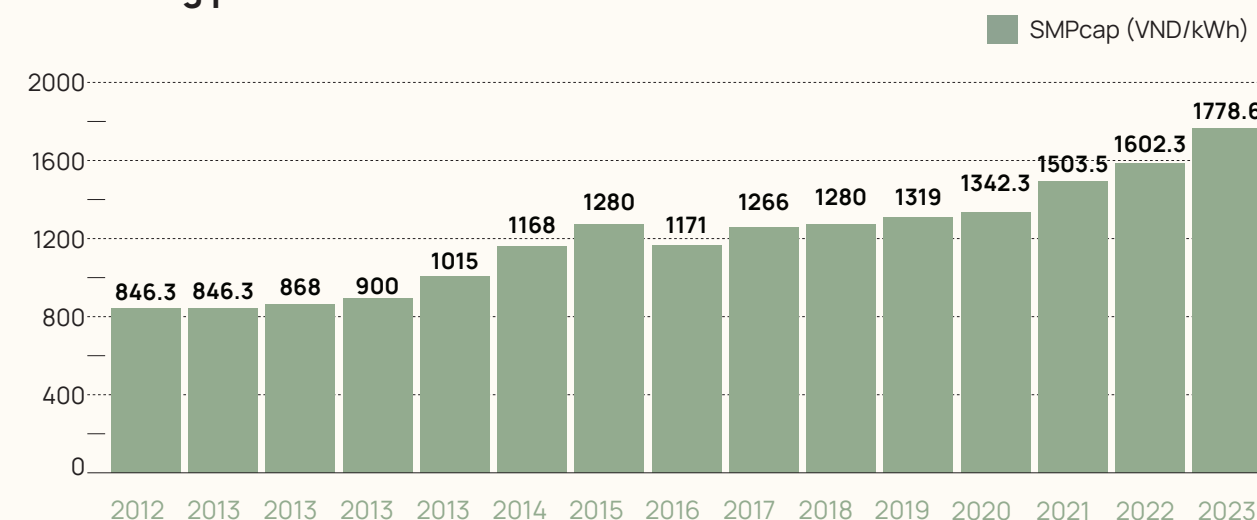
Since early 2019, the VWEM (wholesale electricity market) has officially operated. By the end of 2020, 100 power plants directly participated in the power market with a total installed capacity of 27,640 MW, accounting for 40% of the national power system. EVN will conduct price marketization to encourage investment in the electricity industry and follow the state-regulated market mechanism. According to the roadmap for power market development, VREM (retail electricity market) is expected to be in operation in 2023.



Generation installed capacity by market participation status (MW, %)



Ceiling prices





INTERNATIONAL COOPERATION

EVN continues to prioritize and promote cooperation both at home and abroad, with a particular focus on energy development, power grids, energy transfer, quality, and innovation. To this end, EVN has signed multiple cooperation agreements with prominent international partners.

In the wake of the 2021 United Nations climate change conference (COP 26) and aligned with Vietnam's commitment to achieve Net Zero by 2050, EVN has forged essential Memorandums of Understanding (MOUs) with prospective international partners to promote new and renewable power sources like wind, solar, biomass, hydrogen, and ammonia. Involve economic stakeholders in investing in electricity projects, and gradually integrate clean and sustainable energy sources into the power system.

In 2022, the Group has successfully hosted the 38th Conference of the Heads of ASEAN Power Utilities/Authorities (HAPUA), which was one of the most significant events for the ASEAN power industry. At this conference, ASEAN electricity sectors reviewed programs and projects in five working groups, focusing on power generation, grids, and renewable energy. The HAPUA Council acknowledged the progress in electricity trading among Laos, Thailand, Malaysia, and Singapore, emphasized the need for multilateral electricity trading, infrastructure development, and achieving the targets on Renewable Energy (RE) share of 23% in Total Primary Energy Supply (TPES), as well as the 35% share in installed power capacity by 2025. Efforts were made to enhance production, transmission, and distribution capabilities through training and experience sharing within ASEAN's electricity sector.

CORPORATE RESTRUCTURING AND EQUITIZATION



EVN has successfully secured restructuring and equitization process in line with the Government's approval, with Power Generation Corporation 3 (GENCO3) and Power Generation Corporation 2 (GENCO2) already becoming Joint Stock Companies (JSC). GENCO1 is also scheduled for equitization between 2023-2025 as part of EVN's divestiture program. Meanwhile, EVN's Master Plan for 2021-2025 proposes maintaining control over EVNPECC1, 2, 4, and EEMC while transferring all shares and capital at EVNPECC3. EVN will continue to guide the development of EVNPECC3 alongside EVNPECC1, 2, 4, with the common goal of advancing EVN's power construction consultancy. The plan will be implemented once approved by competent authorities.

HUMAN RESOURCE DEVELOPMENT AND TRAINING

EVN considers training and developing its human resources as a critical step towards achieving success in digital transformation, innovation, and sustainable development. By the end of 2022, EVN has been building teams of experts in 6 key areas, including power system analysis, automation, thermal power plants, testing, and power construction consulting. EVN also places importance on the continuous skill improvement of its production personnel, and maintains annual vocational training and examination programs. In 2022, the Group focused on promoting online training and achieved 1.5 million learning sessions through e-learning for its employees. Additionally, EVN successfully organized a contest for good workers, recognizing 122 employees at the Group level across power generation, power transmission, power distribution, and electrical system dispatching.



DIGITAL TRANSFORMATION

EVN has successfully implemented its 2021 theme of “Digital Transformation in Vietnam Electricity” through the drastic direction of its Steering Committee, the efforts of 07 Working Groups, and numerous meetings with domestic and foreign experts. EVN has issued 27,000 electronic identifiers, connected more than 50 APIs to the shared software systems, and promoted the use of QR codes in different areas from asset management to e-payment. To enhance production and business efficiency, The PMIS software has updated 98% of main equipment data, and unmanned operations and remote controls are used in substations. AI and IoT are utilized in image recognition, processing, line operation management, power plant operation, and repair. EVNConnect digital ecosystem and BI have been deployed to connect with the government, ministries, branches, localities, and partners.

In 2022, EVN received the “Excellent Digital Transformation Enterprise” and “Industry 4.0” awards, while SmartEVN products received the Sao Khue Award. Da Nang One Member Limited Liability Power Company won the “Initiative for the community” award for the first time, EVNICT’s “ImIS 2.0 Construction Investment Management” software won the “Vietnam smart city 2022” award, and two EVNCPC products were recognized as Make in Vietnam. EVN also achieved positive outcomes through administrative reform, including the completion of the first stage of the Intelligent Reporting System and the implementation of a codification system for internal management regulations.



COMMITMENT TO ENVIRONMENTAL PROTECTION

EVN has demonstrated a strong commitment to environmental protection, in line with the Vietnamese Government's pledge to achieve net-zero emissions by 2050 at the COP26 Conference. Throughout 2022, EVN ensured that its works and power plants adhered to environmental standards, resulting in zero environmental incidents. The company also pursued digital transformation to modernize its environmental protection systems, and all thermal power plants met ISO 14001 environmental management standards. In addition, EVN made significant strides in promoting the consumption of ash and slag, with a consumption rate of ~115.2%, equivalent to 8.5 million tons of raw materials for building construction in 2022, thereby reducing environmental impact. EVN also planted and took care of trees at works and power plants, contributing to creating more green spaces, and improving the quality of the environment towards achieving its goal of planting 1 million trees by 2025. EVN actively collaborate with international partners in the field of environmental protection to respond to climate change, and developing plans and roadmaps for EVN's energy transition in the coming years.

CORPORATE SOCIAL RESPONSIBILITY ACTIVITIES

Despite facing various challenges in 2022, EVN and its units demonstrated a strong sense of responsibility towards the community by providing support and assistance to those in need. EVN continued to strive towards implementing corporate social responsibility activities, such as supporting the Crime Prevention Fund, constructing schools and houses in difficult areas, supporting educational equipment, sponsoring scholarships for disadvantaged students in different localities among other initiatives. In addition, the Group provided aid for natural disaster recovery efforts and constructed gratitude houses and portable pools for drowning prevention.

Looking ahead to 2023, EVN employees are proud of their unity, creativity, and devotion in overcoming challenges and fulfilling tasks assigned by the government. They are committed to working together to tackle future obstacles and ensure the sustainability of their journey towards "Brightening the trust!"



CONSOLIDATED FINANCIAL STATEMENTS

ITEMS	2021	2020
1. Gross revenue from goods sold and services rendered	426,147,189,440,531	403,283,406,641,329
2. Deductions	166,993,444	758,265,461
3. Net revenue from goods sold and services rendered	426,147,022,447,087	403,282,648,375,868
4. Cost of sales	387,882,673,021,776	348,724,291,396,446
5. Gross profit from goods sold and services rendered	38,264,349,425,311	54,558,356,979,422
6. Financial income	15,043,455,675,023	5,198,526,983,617
7. Financial expenses	14,682,074,013,485	22,917,578,994,364
- In which: Interest expense	13,703,038,765,513	17,077,149,437,644
8. Share of net profit from associates	735,795,999,133	430,087,568,354
9. Selling expenses	7,379,479,679,959	8,603,465,532,452
10. General and administration expenses	14,146,619,932,866	13,589,080,681,540
11. Operating profit	17,835,427,473,157	15,076,846,323,037
12. Other income	524,352,998,209	601,044,531,752
13. Other expenses	368,904,394,445	361,946,702,990
14. Profit from other activities	155,448,603,764	239,097,828,762
15. Accounting profit before tax	17,990,876,076,921	15,315,944,151,799
16. Current corporate income tax expense	3,285,389,392,621	782,783,500,837
17. Deferred corporate tax (income)	(20,066,119,944)	52,857,194,366
18. Net profit after corporate income tax	14,725,552,804,244	14,480,303,456,596
18.1. Equity holders of the Holding Company	13,580,983,356,068	12,467,272,017,694
18.2. Non-controlling interests	1,144,569,448,176	2,013,031,438,902

CONSOLIDATED BALANCE SHEET

ASSETS	2021	2020
A. Current assets	189,884,591,257,418	195,825,937,851,342
I. Cash and cash equivalents	39,726,174,917,758	55,236,910,334,584
II. Short-term financial investments	92,848,504,548,026	87,232,170,863,014
III. Short-term receivables	25,601,874,901,181	18,713,919,563,040
IV. Inventories	24,746,132,703,721	27,308,672,487,711
V. Other short-term assets	6,961,904,186,732	7,334,264,602,993
B. Non-current assets	515,518,300,707,457	533,625,830,061,195
I. Long-term receivables	245,020,932,988	491,076,476,183,688
II. Fixed assets	463,455,565,975,997	15,546,436,464
III. Investment properties	21,574,299,455	15,546,436,464
III. Long-term assets in progress	35,319,346,594,904	28,863,128,386,468
IV. Long-term financial investments	6,812,341,968,103	5,994,120,152,713
V. Other long-term assets	9,664,450,936,010	7,394,412,350,546
TOTAL ASSET	705,402,891,964,875	729,451,767,912,537

RESOURCES	Closing balance	Opening balance
C. LIABILITIES	457,492,026,485,459	489,256,338,098,300
I. Current liabilities	149,916,514,722,828	145,735,973,639,295
II. Long-term liabilities	307,575,511,762,631	343,520,364,459,005
D. EQUITY	247,910,865,479,416	240,195,429,814,237
I. Owner's equity	247,953,779,679,655	240,235,919,412,730
II. Other resources and funds	(42,914,200,239)	(40,489,598,493)
TOTAL RESOURCES	705,402,891,964,875	729,451,767,912,537

EVN'S MEMBER COMPANIES

Dependent-accounting units

No.	Company	Address	Phone	Fax
1	Hoa Binh Hydropower Company	No. 428 Hoa Binh road, Tan Thinh ward, Hoa Binh city, Hoa Binh province	0218 3852043	0218 3854155
2	Ialy Hydropower Company	No. 727 Pham Van Dong street, Yen The, Pleiku city, Gia Lai province	0269 2222008	0269 3866470
3	Tri An Hydropower Company	No. 767, Vinh An town, Vinh Cuu district, Dong Nai province	0251 2217939	0251 3861257
4	Tuyen Quang Hydropower Company	No. 403 Truong Chinh street, Tuyen Quang city, Tuyen Quang province	0207 3980929	0207 3980919
5	Se San Hydropower Development Company	No. 114 Le Duan road, Phu Dong, Pleiku city, Gia Lai province	0269 3514118	0269 2222369
6	Son La Hydropower Company	56 Lo Van Gia street, Chieng Le district, Son La city, Son La province	0212 2240030	0212 3751106
7	Huoi Quang – Ban Chat Hydropower Company	Na Khiet village, Muong Cang commune, Than Uyen town, Lai Chau province	0213 2489565	0213 3783579
8	Thai Binh Thermal Power Company	Hamlet 3, Thai Do Commune, Thai Thuy district, Thai Binh province	0227 3720988	0227 3720989
9	Vinh Tan 4 Thermal Power Plant	Vinh Tan commune, Tuy Phong district, Binh Thuan province	0252 3666222	0252 3666111
10	Electric Power Trading Company	12th floor, Tower A, EVN Building, No. 11 Cua Bac street, Hanoi	024 22218219	024 22218214
11	National Load Dispatch Centre	11th floor, Tower A, EVN Building, No. 11 Cua Bac street, Hanoi	024 39276178	024 39276181
12	EVN Power Service Center	5th floor, Tower B, EVN Building, No. 11 Cua Bac street, Hanoi	024 66941676	
13	Power Project Management Board No. 1	6th floor, Tower B, EVN Building, No. 11 Cua Bac street, Hanoi	024 22148183	02435541371
14	Power Project Management Board No. 2	8th floor, Tower B, EVN Building, No. 11 Cua Bac street, Hanoi	024 66941001	024 66941002
15	Power Project Management Board No. 3	No. 25 Thach Thi Thanh Street, Tan Dinh, District 1, Ho Chi Minh City	028 22100423	028 38206776
16	EVN Construction and Technology Investment Management Board	9th floor, Tower B, EVN Building, No. 11 Cua Bac street, Hanoi	024 66946655	
17	Electric Information Centre	15th floor, Tower A, EVN Building, No. 11 Cua Bac street, Hanoi	024 66946700	024 37725192
18	Information and Communications Technology Company	16th floor, Tower A, EVN Building, No. 11 Cua Bac street, Hanoi	024 22225210	024 22225211

One member limited liability companies

No.	Company	Address	Phone	Fax
1	Power Generation Corporation No. 1	16th, 17th, 18th floor, Thai Building, Block A, lot E2, No. 22 Duong Dinh Nghe street, Cau Giay district, Hanoi	024 66509518	024 66941345
2	National Power Transmission Corporation	No. 18 Tran Nguyen Han street, Hoan Kiem district, Hanoi	024 22226666	024 22204455
3	Northern Power Corporation	28th floor, Tower B, EVN Building, No. 11 Cua Bac street, Hanoi	024 22100706	024 38244033
4	Central Power Corporation	78A Duy Tan street, Hai Chau district, Da Nang city	0236 2221028	0236 3625071
5	Southern Power Corporation	No. 72 Hai Ba Trung street, district 1, Hochiminh city	028 22201188	028 22201166
6	Ha Noi Power Corporation	No. 69 Dinh Tien Hoang street, Hoan Kiem district, Hanoi	024 22200898	024 22200899
7	Ho Chi Minh City Power Corporation	No. 35 Ton Duc Thang, Ben Nghe ward, district 1, Hochiminh city	028 22201177	028 22201155
8	Thu Duc Thermal Power One Member Limited Liability Company	Km No. 09, Hanoi highway, Truong Tho ward, Thu Duc district, Hochiminh city	028 22158280	028 38966958

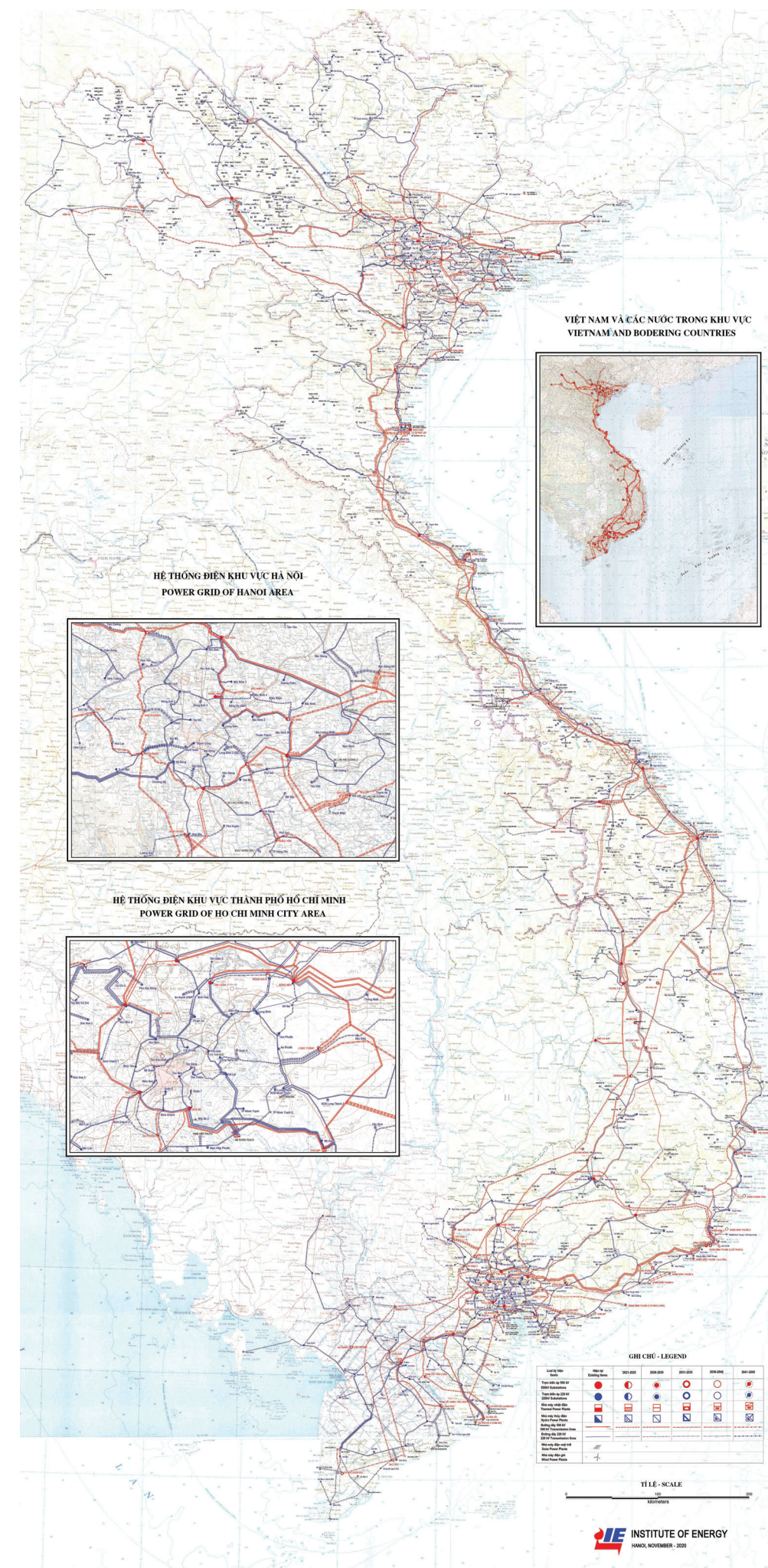




Joint stock companies

No.	Company	Address	Phone	Fax
1	Power Generation Joint Stock Corporation 2	No. 1 Le Hong Phong street, Binh Thuy ward, Can Tho city	029 22461507	029 22227446
2	Power Generation Joint Stock Corporation 3	No. 60 - 66 Nguyen Co Thach street, Sao La urban area, An Loi Dong ward, district 2, Hochiminh city	028 36367449	028 36367450
3	Dong Anh Electrical Equipment Manufacturing Joint Stock Corporation	No. 189 Lam Tien street, Dong Anh town, Hanoi	024 38833779	024 38833113
4	Power Engineering Consulting Joint Stock Company 1	Km 9 + 200, Nguyen Trai road, Thanh Xuan district, Hanoi	024 38544270	024 38541208
5	Power Engineering Consulting Joint Stock Company 2	No. 32 Ngo Thoi Nham street, ward 7, district 3, Hochiminh city	028 22216468	028 22210408
6	Power Engineering Consulting Joint Stock Company 3	No. 32 Ngo Thoi Nham street, ward 7, district 3, Hochiminh city	028 22211169	028 22211169
7	Power Engineering Consulting Joint Stock Company 4	No. 11 Hoang Hoa Tham street, Nha Trang city, Khanh Hoa province	0258 3563999	0258 3563888
8	Vinh Tan 3 Energy Joint Stock Company	Room No. 503, 5th floor, Capital Tower, 109 Tran Hung Dao street, Hoan Kiem district, Hanoi	024 39748320	024 39748321


GEOGRAPHICAL SCHEME OF VIETNAM POWER GRID







Annual
REPORT
2022-2023

024.66946789 

<https://www.evn.com.vn/> 

banbientapwebevn.eic@evn.com.vn 